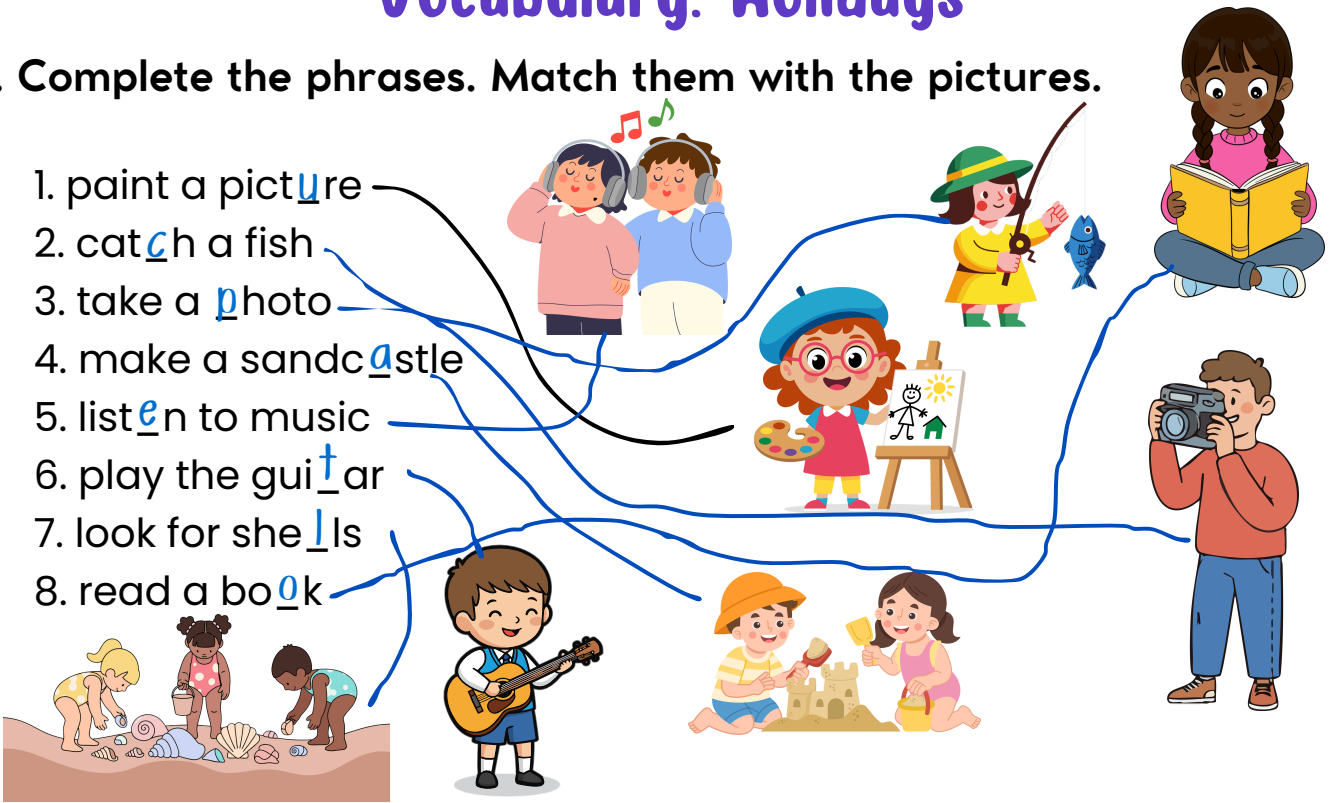


# UNIT 9. At the Beach


## Vocabulary. Holidays

1. Complete the phrases. Match them with the pictures.

1. paint a picture
2. catch a fish
3. take a photo
4. make a sandcastle
5. listen to music
6. play the guitar
7. look for shells
8. read a book



2. Look and write.



①

look for shells



②

take a photo



③

read a book



④

play the guitar



⑤

make a sandcastle

**Additional practice:**

Workbook p. 90

[Vocabulary practice](#)

# UNIT 9. At the Beach

## Language Focus 1. Suggestions

1. Watch the video. Match the phrases with the pictures.



1. Let's look for shells.

2. Let's read books.

3. Let's make a sandcastle.

4. Let's catch fish.

5. Let's play the piano.




2. Look and act out.

Let's ...

Good idea.


1



2



3



4



5



6



7



8



**Additional practice:**

Workbook p. 91

[Video](#)

[Grammar practice](#)

# UNIT 9. At the Beach

## Worksheet. Practice 1

1. Write. Then read, match and circle.

sandcastle    music    ~~football~~    shells    book



Let's play football .

Good idea.



Let's look for shells .

I'm not sure.



Let's listen to music .

Sorry, I don't want to.



Let's make a sandcastle .

Good idea.



Let's read a book .

I'm not sure.



2. Play the mime game.

Let's play the guitar.

Yes!



**Additional practice:**

Super Skills Book 2 pp. 78-79

# UNIT 9. At the Beach

## Song. Let's go to the mountains

1. Listen and sing. Then number the pictures.



Let's go to the mountains  
And climb a tree.  
Let's take some photos,  
You and me.




**A** 3

**The holidays, the holidays,  
The holidays are near.  
The holidays, the holidays,  
The end of the year!**



6 **B**

Let's go to the beach  
And swim in the sea.  
Let's catch a fish,  
You and me.



**C** 2

**The holidays, the holidays ...**



5 **D**

No! Let's stay at home  
And watch TV.  
Let's play and talk,  
Just you and me.



**E** 1

**The holidays, the holidays ...**



4 **F**

2. Plan a perfect holiday.

Let's go to the mountains.

No, let's stay at home.  
It's too cold.

**Additional practice:**

Workbook p. 92

[Audio](#)

[Video](#)


# UNIT 9. At the Beach

## Language Focus 2. Where's / Where are ... ?

1. Watch the video. Then circle the correct answer.



1. Where's the shell?



- a It's on the rock.
- b It's under the rock.

2. Where are the flowers?



- a They're in the vase.
- b They're on the vase.

3. Where's the bag?



- a It's under the stairs.
- b It's on the stairs.

4. Where are the scissors?



- a They're on the pencil case.
- b They're in the pencil case.

5. Where's the orange?



- a It's on the cake.
- b It's under the cake.

2. Draw a cat and a box. Play the question game.

Ask your classmates.



Where's your cat?

It's under the box.



**Additional practice:**

Workbook p. 93

[Video](#)

[Grammar practice](#)

# UNIT 9. At the Beach

## Worksheet. Practice 2

### 1. Complete the sentences. Say.

1. Where 's your pen?

Where's your pen?

2. Where are your books?

It's in my hand!


3. Where 's your phone?

4. Where 's your bag?

5. Where are your notebooks?



### 2. Write and answer.



①

rats / desk

Where are the rats?

They're on the desk.




②

rabbit / car

Where's the rabbit?

It's in the car.



③

guitar / chair

Where's the guitar?

It's under the chair.

**Additional practice:**

Super Skills Book 2 pp. 80-85

# UNIT 9. At the Beach

## Phonics. Revision

1. Match, write and read.

1. whale

2. who

3. snake

4. fly

5. sunny

6. ring

7. white

8. pink

9. drink

10. whose

11. king

12. yellow

13. sky

14. bike

WH /W/

NK

Y /Y/

I\_E

WH /H/

Y /AY/

A\_E

NG

2. Look at Activity 1 and write.

1. A whale is blue and big.
2. Who is your friend?
3. Where's a snake?
4. Penguins can't fly.
5. It's a sunny day.
6. My mum's got a ring.
7. My socks are white.
8. My favourite colour is pink.
9. You need to drink a lot of water.
10. Whose bikes are there?
11. I like reading a story about a king and a queen.
12. I don't like wearing yellow clothes.
13. The sky is so high!
14. My bike is old and dirty.

**Additional practice:**  
 Super Phonics Book 2 pp. 22-41  
[Cards](#)

# UNIT 9. At the Beach

## Skills. Listening and speaking

1. Listen and match.  113



2. Look at Activity 1 again. Make sentences.

The ice cream is ...

**Additional practice:**

Workbook p. 96

[Audio](#)

# UNIT 9. At the Beach

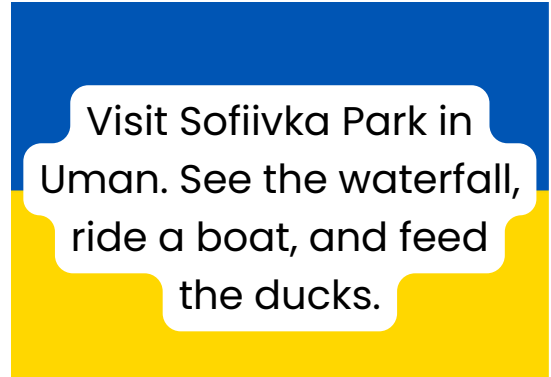
## Skills. Reading, listening and writing

### 1. Read and write the country.




Go to Central Park in New York. Walk, skate in winter, have a picnic, and play with friends.

① the USA



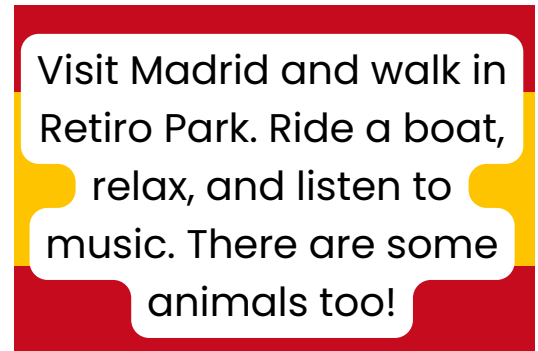
Visit Sofiiivka Park in Uman. See the waterfall, ride a boat, and feed the ducks.

② Ukraine



Go to Paris and see the Eiffel Tower. Take photos, go to museums, and enjoy the view.

③ France

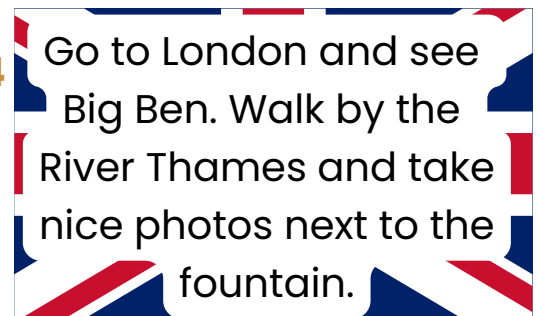


Visit Madrid and walk in Retiro Park. Ride a boat, relax, and listen to music. There are some animals too!

④ Spain

### 2. Listen and write the country. 114

1. France
2. Ukraine
3. the USA
4. the UK
5. Spain



Go to London and see Big Ben. Walk by the River Thames and take nice photos next to the fountain.

⑤ the UK

### 3. Make a poster about your city / town.



Come to Chernivtsi  
See the beautiful university with red buildings. Walk in the park and enjoy the flowers.



#### Additional practice:

Workbook p. 97

[Audio](#)

# UNIT 9. At the Beach


## Think and Learn. Landscapes

1. Listen and point.  115 



1

mountains



2

countryside



3

beach



4

city



6

campsite



5

theme park



7

lake

2. Read and say.

We can swim here.

The beach.

The lake.

1. We can swim here. *The beach, The lake*
2. We can see plants and animals here. *The mountains, The countryside, The beach, The lake*
3. We can look for shells here. *The beach*
4. We can eat ice cream and ride on fun things here. *The theme park, The city, The beach*
5. We can go to shops here. *The city*
6. We can sleep in a tent here. *The campsite*

3. Ask and answer.

What can you do on holiday at home?

I can swim and I can ride my bike.

**Additional practice:**

Workbook p. 98

[Audio](#)

[Video](#)

# UNIT 9. At the Beach


## Revision

### 1. Read and choose.

- 1 I can ... a photo.  
a. eat b. play **c. take**



- 2 I can ... to music.  
**a. listen** b. look c. drink




- 3 Let's ...  
a. read a book. **b. eat ice cream.** c. play the guitar.



- 4 Let's ...  
**a. catch a fish.** b. look for shells. c. listen to music.



- 5 Where ... the books?  
a. is **b. are**




- 6 Where ... the apple?  
**a. 's** b. are



- 7 I can ... in the lake.  
a. ride **b. swim** c. paint



- 8 We are at the ...  
a. mountains. **b. city.** c. theme park.



### 2. Say.

What's your favourite activity?

My favourite activity is the \_\_\_\_\_.

**Additional practice:**

Workbook p. 99