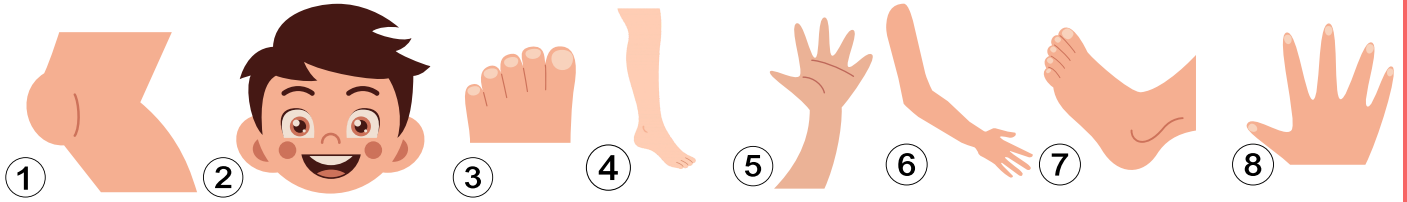


UNIT 8. The Robot

Vocabulary. The body

1. Complete the words.



1. knee 2. head 3. toes 4. leg 5. hand 6. arm 7. foot 8. fingers

2. Choose the correct phrase and write the part of the body.

1. Here is a are the fingers .



2. Here is a are the toes .



3. Here is a are the leg .



4. Here is a are the knee .



3. Write the parts of the body. Colour.


1. fingers

2. leg

3. knee

4. foot

5. toes



6. head

7. arm

8. hand

Additional practice:

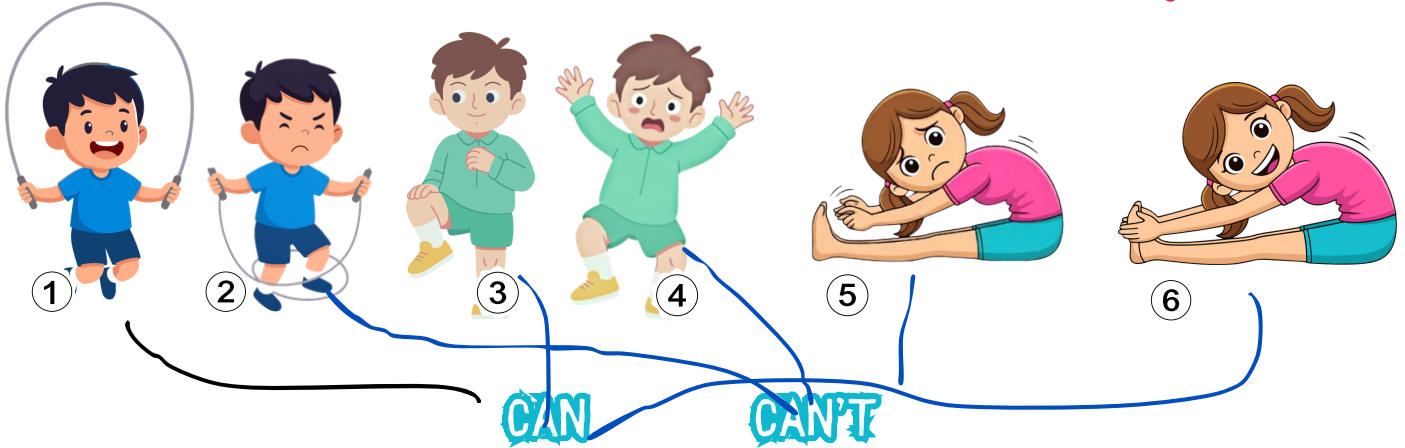
Workbook p. 80

[Vocabulary practice](#)

UNIT 8. The Robot

Language Focus 1. Can / Can't for ability

1. Watch the video. Match the pictures with the words.



2. Complete the sentences. Match them with the pictures.


1. A cat can jump.

2. A cat can't fly.

3. A cat can run.

4. A cat can't skip.

5. A cat can't sing.



3. Look at the picture. Say.



This panda can stand on one leg.

Number 1.

Additional practice:

Workbook p. 81

[Video](#)

[Grammar practice](#)

UNIT 8. The Robot

Worksheet. Practice 1

1. Look and write the words. Then match.

arm ~~fingers~~ foot hand head knee leg toes

1. efginrs fingers

2. east toes


3. adeh head

4. ofot foot


5. eekn knee

7. adhn hand

8. egl leg



2. Count and write.



- 1 I've got one head.
2 I've got four arms.
3 I've got twelve fingers.
4 I've got six knees.
5 I've got twelve toes.
6 I've got three legs.

Additional practice:

Super Skills Book 2 pp. 70-71

UNIT 8. The Robot

Song. I can

1. Listen and sing. Then look and match. Then watch the video.



I can take my foot
And put it on my head. (a)

I can take my arm
And put it on my leg. (b)

I can put my tongue out
And I can touch my nose. (c)

I can take my right hand
And touch all of my toes. (d)

I can cross my fingers
And I can cross my knees. (e)

But now I'm stuck. Oh dear!
Can you help me, please? (f)

1. Girl sitting on the floor with her right foot on her head.

2. Girl sticking her tongue out.

3. Girl touching her right hand to her toes.

4. Girl taking her right arm and putting it on her leg.

5. Girl crossing her fingers and knees.

6. Girl sitting on the floor with her hands and feet crossed.

2. Read, think and say. How are you the same as the girl in the song? What can you do?

I can take my arm and put it on my leg.

Additional practice:
Workbook p. 82
[Audio](#)
[Video](#)

UNIT 8. The Robot

Language Focus 2. Questions with can for ability

1. Watch the video. Then look and write.



1. Can you swim?

Yes, I can.



2. Can you play the piano?

No, I can't.



3. Can you ride a horse?

No, I can't.



4. Can you play volleyball?

Yes, I can.



5. Can you dance?

Yes, I can.



Can you play
the piano?

No, I can't. But I can
play the guitar!

2. Write about you.

1. Can you sing?

2. Can you touch your toes?

3. Can you play football?

4. Can you ride a pony?

5. Can you fly a kite?



Additional practice:

Workbook p. 83








[Video](#)

[Grammar practice](#)

UNIT 8. The Robot

Worksheet. Practice 2

1. Write *can* or *can't*.

	 Lucas	 Alina	 Gina	 Ben
	✓	✓	✓	✗
	✓	✓	✓	✓
	✗	✓	✗	✓

Lucas: I can skip.
I can touch my toes.
I can't stand on one leg.

Alina: I can skip.
I can touch my toes.
I can stand on one leg.

Gina: I can skip.
I can touch my toes.
I can't stand on one leg.



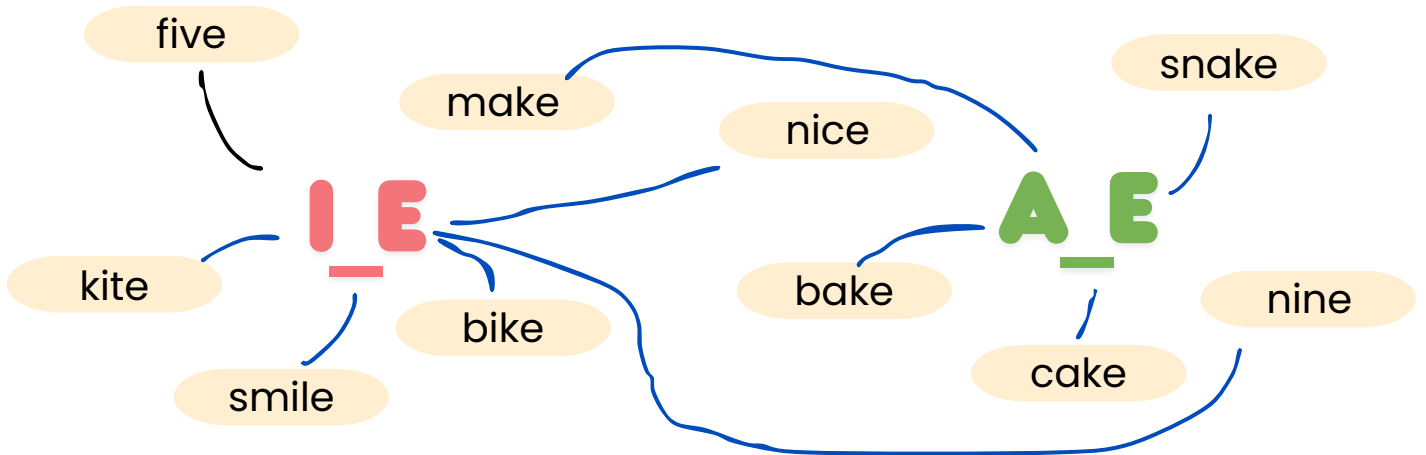
Ben: I can't skip.
I can touch my toes.
I can stand on one leg.

Additional practice:
Super Skills Book 2 pp. 72–77


UNIT 8. The Robot

Phonics. i_e and a_e

1. Match the words to the correct phonics.



2. Write the phonics. Match the words to the pictures.



3. Circle the odd words.

1. make - bake - smile
2. kite - snake - nine
3. nice - cake - bake
4. five - bake - make
5. smile - cake - nine


Additional practice:
Super Phonics Book 2 pp. 36-41
[Cards](#)

UNIT 8. The Robot

Skills. Listening and speaking

1. Listen and choose the correct picture.  100

1 Can Patch swim?



2 Can Sue ride a bike?




3 Can Coco stand on one leg?



2. Play the *Find someone* game.

Can you ...	Name
 play chess?	
 fly a kite?	
 ride a horse?	
 play the piano?	



Additional practice:

Workbook p. 86

[Audio](#)

UNIT 8. The Robot

Skills. Reading and writing

1. Read and match. Say the animal.

a I've got eight legs. I'm black with some spots. I can make webs. What am I?




b I haven't got arms or legs. I can't walk or run but I can swim. What am I?



c I've got four legs. I'm big and brown. I can climb trees. What am I?



d I've got six legs and I can fly. I can't walk well. What am I?



2. Draw and write about an animal.

My animal project

I've got two legs.

I'm black and white and I can't fly. What am I?



I'm a penguin.

Additional practice:

Workbook p. 87

UNIT 8. The Robot

Think and Learn. Movements


1. Listen and point.  101 



forwards



backwards



sideways



step



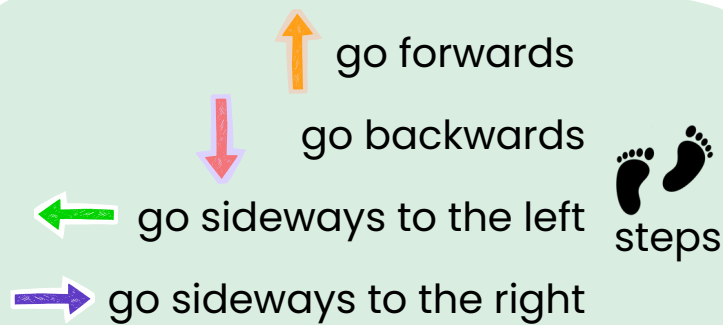
jump









stretch



2. Listen and do the movements.  102

3. Look and say.



1    and then   

1    and then   

1    and then   

1    and then   

Go four steps forwards and then five steps sideways to your right.

Additional practice:

Workbook p. 88

[Audio](#)

[Video](#)

UNIT 8. The Robot

Revision

1. Read and circle.

- 1 Here's my ...
a. head. b. knee. c. leg.




- 2 Here's my ...
a. arms. b. legs. c. toes.



- 3 He ... stand on one leg.
a. can b. can't



- 4 They ... skip.
 a. can b. can't



- 5 Can you touch your toes?
 a. Yes, I can. b. No, I can't.



- 6 Can you play tennis?
a. Yes, I can. b. No, I can't.



- 7 It can fly.
a. snake b. parrot c. penguin



- 8 I ... every morning.
a. step b. jump c. stretch



2. Say.

What's your favourite activity?

My favourite activity is the _____.

Additional practice:

Workbook p. 89