

UNIT 7. Get Dressed

Vocabulary. Clothes

1. Complete the words. Match.

1. sweatter

2. skirt

3. shorts

4. trousers

5. jacket



6. sacks

7. jeans

8. shoes

9. baseball cap

10. T-shirt


2. Look at the pictures and write.

1. Put on your Shoes.


2. Put on your jacket.

3. Put on your socks.

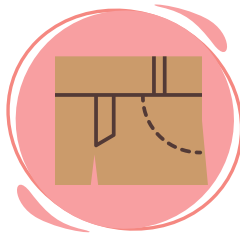
4. Put on your T-shirt.



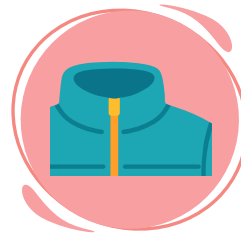
3. Guess the clothes.



1. T-shirt



2. trousers



3. jacket



4. cap



5. shoes

Additional practice:

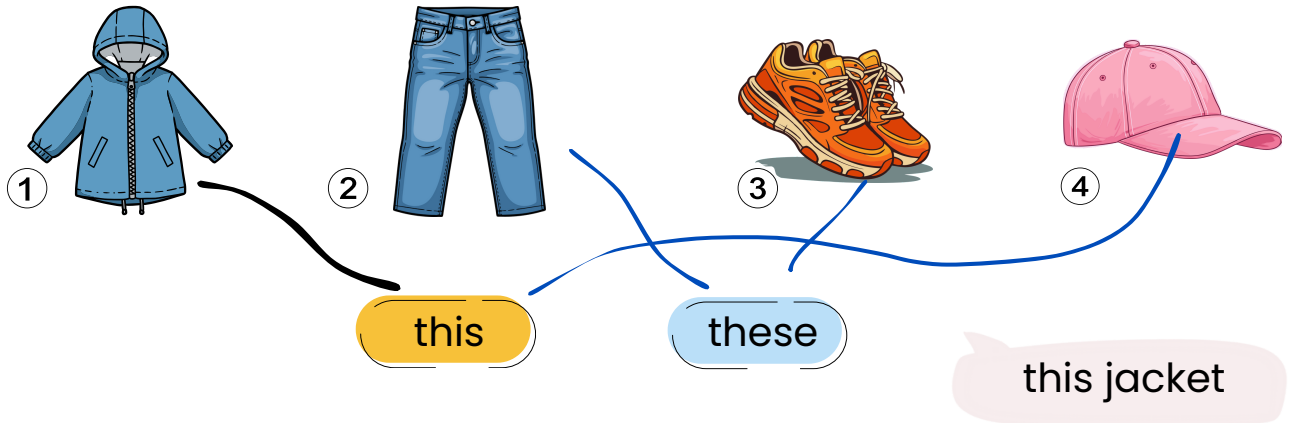
Workbook p. 70

[Vocabulary practice](#)

UNIT 7. Get Dressed

Language Focus 1. Do you like this / these ... ?

1. Watch the video. Match the pictures with the words. Say. 



2. Look, read and circle.

1. Do you like this / these skirt?

Yes, I do. / No, I don't.

2. Do you like this / these jeans?

Yes, I do. / No, I don't.

3. Do you like this / these trousers?


Yes, I do. / No, I don't.

4. Do you like this / these baseball cap?

Yes, I do. / No, I don't.

5. Do you like this / these shoes?

Yes, I do. / No, I don't.



3. Look and write.



this
sweater



these
socks



these
socks

Additional practice:

Workbook p. 71

[Video](#)

[Grammar practice](#)

UNIT 7. Get Dressed

Song. You look good

1. Listen and sing. Point to the clothes in the song.



Do you like this purple sweater?
Do you like this big, blue hat?
Yes, I like your hat and sweater.
You look good like that.

**You look good, you look good,
You look good like that.**

**Socks and shoes, hats and caps,
You look good like that.**

Do you like these yellow trousers?
Do you like this baseball cap?
Yes, I like your cap and trousers.
You look good like that.

You look good, you look good ...



2. Write a new verse for the song.

Do you like _____ ?

Do you like _____ ?

Yes, I _____
You look good like that.



Additional practice:

Workbook p. 72

[Audio](#)

[Video](#)

UNIT 7. Get Dressed

Language Focus 2. Is he / she + ing?

1. Watch the video. Then read and circle.



Is he wearing a green T-shirt?

Yes, he is. /
No, he isn't.

①



Is she wearing a red sweater?

Yes, she is. /
No, she isn't.

②



③

Is he wearing black trousers?

Yes, he is. /
No, he isn't.



④

Is she wearing yellow shoes?

Yes, she is. / No, she isn't.



2. Complete the dialogues.

A: Is he wearing a blue cap ?

B: Yes, he is.

A: Is he wearing black shoes?

B: No, he isn't.



A: Is she wearing a yellow jacket ?

B: Yes, she is.

A: Is she wearing brown trousers?

B: Yes, she is.



Additional practice:

Workbook p. 73

[Video](#)

[Grammar practice](#)

UNIT 7. Get Dressed

Worksheet. Practice 2

1. Look and ask.



What is number 1 wearing?



She's wearing a pink sweater...



2. Draw your clothes. Write. Say.

I'm wearing _____


3. Ask your friend.

What are you wearing?

I'm wearing ...

4. Write about your friend.

He's/She's wearing



Additional practice:

Super Skills Book 2 pp. 64-65

UNIT 7. Get Dressed

Phonics. y

1. Match the words to the correct phonics.

2. Write the phonics. Match the words to the pictures.

1. happy
2. yellow
3. sky
4. you
5. yes
6. bunny
7. cry
8. fly
9. sunny

3. Circle the odd words.

1. sunny - cry - bunny - happy
2. yellow - yes - you - sunny
3. sky - fly - yellow - cry
4. you - sunny - happy - bunny
5. sky - cry - fly - yes

Additional practice:

Super Phonics Book 2 pp. 32-35

[Cards](#)

UNIT 7. Get Dressed

Skills. Reading

1. Read and match.



1. May is wearing a yellow baseball cap, a blue T-shirt and white socks.

2. Andrii is wearing a red baseball cap, a black T-shirt and white socks.

3. Lucy is wearing a white baseball cap, an orange T-shirt and purple socks.

4. Mike is wearing a red baseball cap, an orange T-shirt and red socks.

5. Dan is wearing a white baseball cap, a green T-shirt and black socks.

6. Sofiia is wearing a yellow T-shirt and black socks.

Additional practice:

Workbook p. 76

UNIT 7. Get Dressed

Skills. Speaking, listening and writing

1. Ask and answer.



Tom: ride



Fred: play



Iryna: eat



Emma: play

2. Listen and check. 89


Is Tom riding
a horse?

3. Choose an object and play the mime game.

No, he's riding
a bike.



Are you eating
a hot dog?



Yes, I am.



4. Draw your friend and write.



This is my friend
Nazar. He's wearing
a blue jacket and
blue trousers.



Additional practice:
Workbook p. 77

UNIT 7. Get Dressed

Think and Learn. Patterns

1. Listen and point.  90 



plain



stripes



spots



zigzags



flowers

2. Cover the photos in Activity 1. Ask and answer.

What number are the spots?

They're number ...

3. Look and circle **yes** or **no**.

1. Has the T-shirt got spots? yes / no



2. Have the jeans got flowers? yes / no

3. Have the shoes got spots? yes / no



4. Has the T-shirt got zigzags? yes / no

5. Has the skirt got flowers? yes / no



Additional practice:

Workbook p. 78

[Audio](#)

[Video](#)

UNIT 7. Get Dressed


Revision

1. Read and circle.


- 1 This is a ...
 a. jacket. b. skirt. c. T-shirt.



- 2 These are ...
a. shorts. b. trousers. c. jeans.



- 3 Do you like my socks?
a. Yes, I do. b. No, I don't.



- 4 Do you like these shorts?
 a. Yes, I do. b. No, I don't.



- 5 Is Alina wearing a blue skirt?
a. Yes, she is. b. No, she isn't.



- 6 Is Arsenii wearing a black jacket?
 a. Yes, he is. b. No, he isn't.

- 7 This T-shirt has got ...
a. flowers. b. zigzags. c. spots.



- 8 These shorts have got ...
 a. stripes. b. spots. c. zigzags.



2. Say.

What's your favourite activity?

My favourite activity is the _____.

Additional practice:

Workbook p. 79