

UNIT 6. The Old House

Vocabulary. The home

1. Complete and match.

1. bedroom

2. hall

3. stairs

4. cellar








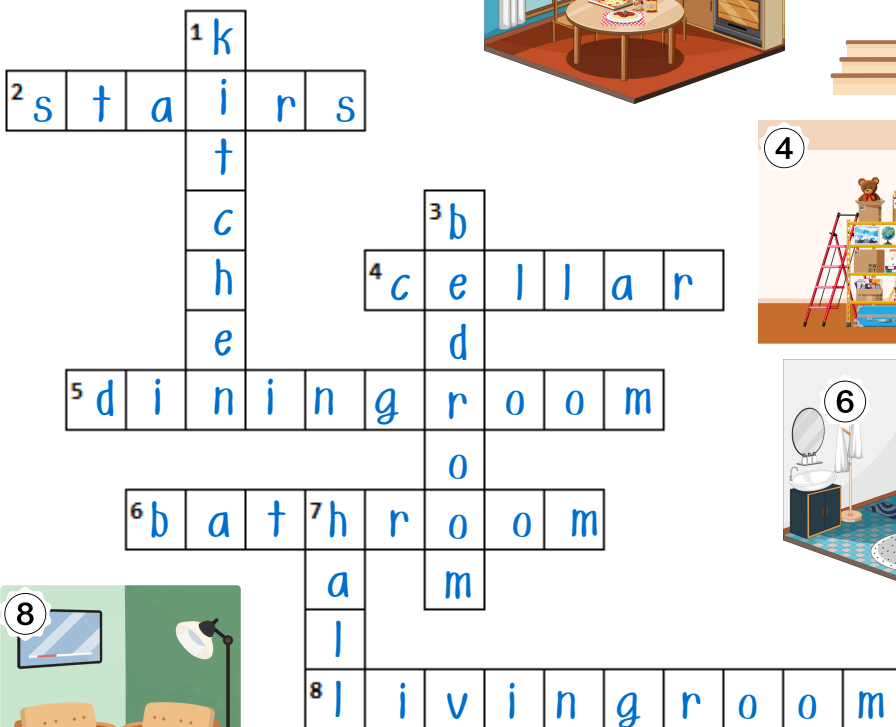
5. dining room

6. bathroom

7. kitchen

8. living roomm

2. Do the crossword.



Additional practice:


Workbook p. 60

[Vocabulary practice](#)

UNIT 6. The Old House

Language Focus 1. There's ... / There are ...

1. Watch the video. Then match the pictures with the phrases.




2. Complete the sentences.

1. There 's a cat under the table.



2. There are some peas on the plate.




3. There are two guitars in the box.



4. There are some flowers on the piano.



5. There 's a boy in the room.



6. There 's a cat on the sofa.



3. Say.



There are two rabbits.



Additional practice:

Workbook p. 61

[Video](#)


[Grammar practice](#)

UNIT 6. The Old House

Worksheet. Practice 1

1. Match the sentences to the pictures.

1. There's a girl at home.
2. There are some sausages in the bowl.
3. There's a lizard under the lamp.
4. There are two bags on the desk.
5. There's a teacher in the class.
6. There are some books in the bag.



2. Look at the picture. Write the sentences.

Use the words from the box.



bed clock door
lamp pictures
plant rug windows

There's a bed in the bedroom. There's a lamp.

There's a rug on the floor. There are two windows.

There's a plant. There are two pictures on the wall.

There's a clock on the wall.

There's a door in the bedroom.

Additional practice:

Super Skills Book 2 pp. 54-55

UNIT 6. The Old House

Song. We live in different homes

1. Listen and sing. Then look and match.  72 

We live in different homes you and me

Me and you, you and me.

We live in different homes you and me.

You live in a flat (a)

And I live in a tree! (b)

Some people live in houses,

Some people live in cars, (c)

Some people live in flats,

Or in tents under the stars. (d)

We live in different homes ...

Some homes are very old, (e)

Some homes are new,

Some homes are very small, (f)

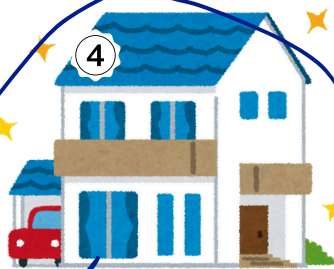
Some have got beautiful views.

We live in different homes ...

2. Ask and answer.

Which is your favourite home?

My favourite home is ...



Additional practice:

Workbook p. 62

[Audio](#)

[Video](#)

UNIT 6. The Old House

Language Focus 2. Is / Are there ... ? How many ... ?

1. Watch the video. Then read and circle. 

1. Is there any ducks?

Yes, there are.

2. Are there any children?

No, there aren't.

3. Is there a dog?

Yes, there is.

4. Is there a bike?

No, there isn't.

5. Now many cats are there?


There 's one cat.

6. Now many carrots are there?


There are five carrots.



2. Look at Activity 1 again. Ask and answer.



Is there a ... ?



Yes, there is.

Additional practice:

Workbook p. 63

[Video](#)

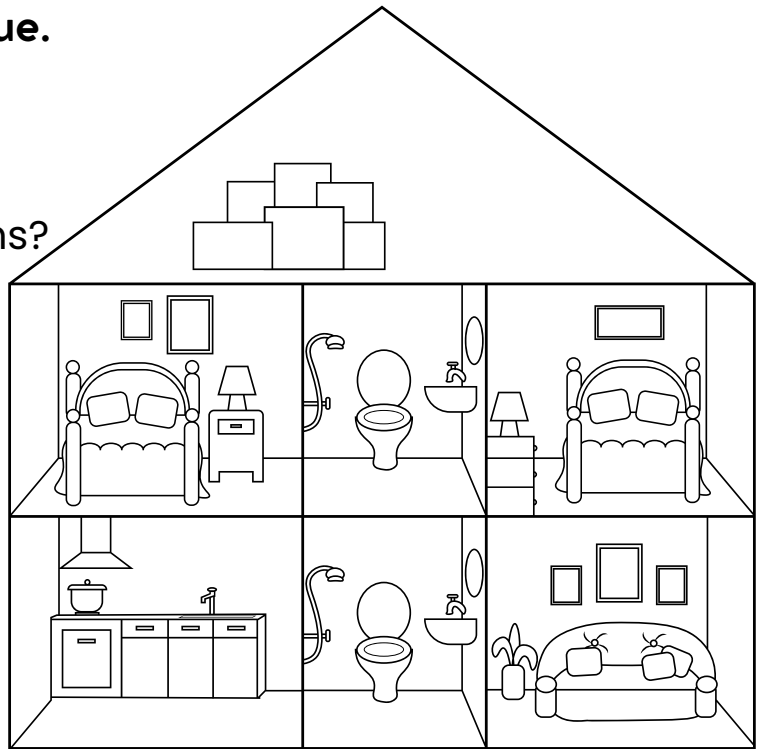
[Grammar practice](#)

UNIT 6. The Old House


Worksheet. Practice 2

1. Colour. Complete the dialogue.

- Is there a dining room?
- No, there isn't.
- Are there any bathrooms?
- Yes, there are.
- Is there a kitchen?
- Yes, there is.
- Is there a living room?
- Yes, there is.
- Is there a cellar?
- No, there isn't.



2. Draw your house. Ask and answer.



Is there a cellar?

Yes, there is.

Additional practice:

Super Skills Book 2 pp. 56-57

UNIT 6. The Old House

Phonics. ng and nk

1. Match the words to the correct sound.

king thing drink sing
pink ring think
/ NG / / NK /

2. Match the words to the pictures.

1. king

2. thing


3. think

4. pink

5. drink

6. sing

7. ring



3. Circle the odd words.

1. king - thing - **think**

2. **sing** - pink - drink

3. thing - **pink** - sing

4. thing - king - **drink**

5. drink - **ring** - think

Additional practice:

Super Phonics Book 2 pp. 26-29

[Cards](#)

UNIT 6. The Old House

Skills. Listening and writing

1. Listen and write the numbers.  77

How many are there?

1 living rooms: six

2 bathrooms: four

3 kitchens: two



4 bedrooms: fifteen

5 gardens: one

6 dining rooms: three



2. Write about your house.



Additional practice:

Workbook p. 66

[Audio](#)

UNIT 6. The Old House

Skills. Reading and speaking

1. Read, count and write.



1. There are five pens .

4. There are seven cars .

2. There are four cats .

5. There are six apples .

3. There are nine dogs .

6. There are three bikes .

2. Look at Activity 1 again. Ask and answer.

How many cars are there?

There are ...

Additional practice:

Workbook p. 67

UNIT 6. The Old House

Think and Learn. Homes

1. Listen and point.



1. cave house



2. house boat



3. tree house



4. yurt

2. Cover the photos in Activity 1. Ask and answer.

What's picture 1?

It's a cave house.

3. Look at Activity 1 again. Read and answer.

Which home ...

1 is on water?

house boat

2 is round?

yurt

3 has got stairs in it?

cave house

4 is small and in a tree?

tree house



Additional practice:

Workbook p. 68

[Audio](#)

[Video](#)

UNIT 6. The Old House

Revision

1. Read and circle.

- 1 This is ...
a. a bedroom. b. a cellar. c. a kitchen.



- 2 This is ...
a. a hall. b. a bathroom. c. a dining room.



- 3 ... a sausage on the plate.
a. There's b. There are




- 4 ... bikes in the park.
a. There's b. There are



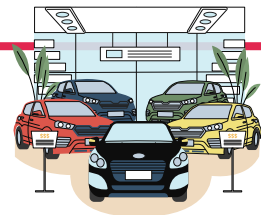
- 5 ... cats in the snow?
a. Is there b. Are there



- 6 ... a photo on the shelf?
a. Is there b. Are there



- 7 How many cars are there?
a. There's one car. b. There are five cars.
c. There are six cars.



- 8 Which home is on water?
a. cave house b. yurt c. house boat



2. Say.

What's your favourite activity?

My favourite activity is the _____.

Additional practice:

Workbook p. 69