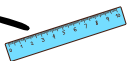










# UNIT 1. At School






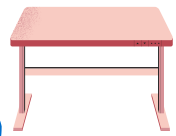


## Vocabulary. Classroom objects

Answer Keys

1. Match the words with the pictures.

1. ruler —   
2. pen —   
3. book —   
4. rubber —   
5. pencil case —   
6. pencil —   
7. desk —   
8. notebook —   
9. bag —   
10. paper — 

2. Read and choose the correct picture.

1. pencil  
a.  b.   
3. notebook  
a.  b.   
2. desk  
a.  b.   
4. rubber  
a.  b. 


3. What's this? Look and write.



1. ruler



2. bag



3. pencil case



4. pencil



5. book

**Additional practice:**

Workbook p. 10

Cards

# UNIT 1. At School

## Language Focus 1. Questions and short answers

### Answer Keys

1. Watch the video. Then complete the words. Say.



1. ruler



2. pencil case



3. desk



4. notebook




5. bag




6. pencil



7. pen



8. book



9. rubber



10. paper

Number 1.

Is it a ruler?

Yes, it is.

Number 8. Is it  
a notebook?

No, it isn't.

2. Complete the dialogues.



What's this?

It's a ruler.

What's this?

It's a book.

It's a pencil.

What's this?

What's this?

It's a pen.



What's this?

It's a rubber.

What's s this?

It's a pencil case.

**Additional practice:**

Workbook p.11

[Video](#)

[Cards](#)

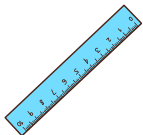
# UNIT 1. At School

## Worksheet. Practice 1

Answer Keys

### 1. Read and answer.

1. Is it a ruler?



- a. Yes, it is.  
b. No, it isn't.

2. Is it a pen?



- a. Yes, it is.  
b. No, it isn't.

3. Is it a book?



- a. Yes, it is.  
b. No, it isn't.

4. Is it a rubber?



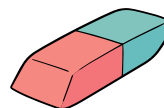
- a. Yes, it is.  
b. No, it isn't.

5. Is it a bag?



- a. Yes, it is.  
b. No, it isn't.

6. Is it a notebook?



- a. Yes, it is.  
b. No, it isn't.

### 2. Unscramble the words. Write.

1. r l r u e

ruler

2. e n p

pen

3. o k b o

book

4. b b r u e r

rubber

5. c e i p n l

pencil

6. s k e d

desk

7. g b a

bag

8. p e a p r

paper

### 3. Play the game.

Is it red?

Yes, it is.

Is it a bag?

Yes, it is.



**Additional practice:**

Super Skills Book 2 pp. 12-13

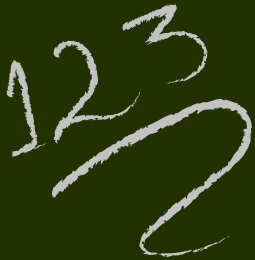
# UNIT 1. At School

## Song. What's this?

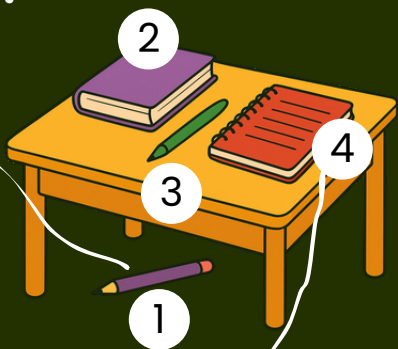
1. Listen and sing. Point to the objects in the song.




Answer Keys



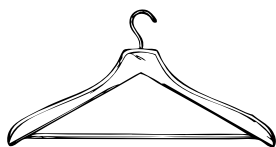

**What's this? What's this?**  
**Please tell me, what's this?**  
**Is it a pen? Is it a book?**  
**Come on, take a look.**  
It's a pencil, it's a pencil,  
A pencil for my school.  
It's a pencil, it's a pencil,  
And the pencil's very cool.




**What's this? What's this? ...**  
It's a notebook, it's a notebook,  
A notebook for my school.  
It's a notebook, it's a notebook,  
And the notebook's very cool.




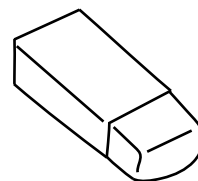

2. Colour the school objects and say.



It's a ruler.  
It's yellow.



It's a \_\_\_\_\_.  
It's \_\_\_\_\_.



**Additional practice:**

Workbook p. 12

[Audio](#)

[Video](#)




# UNIT 1. At School

## Language Focus 2. Imperatives

Answer Keys

1. Watch the video. Read the words. Then complete the sentences. Say.



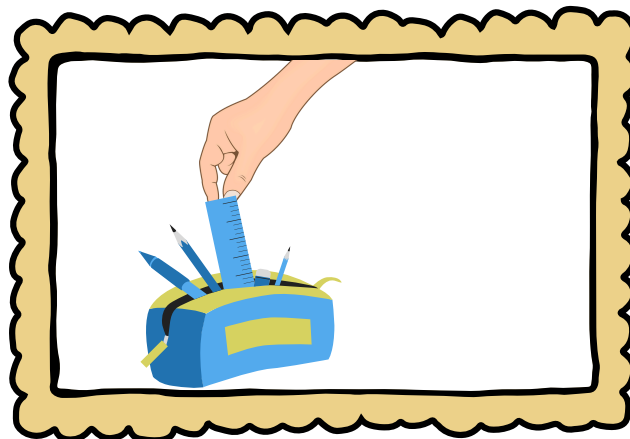
1. Take out your pencil, please.
2. Pass the book to your friend.
3. Sit at your desk, please.
4. Put away your notebook, please.
5. Turn around and look behind you.

2. Draw the pictures.

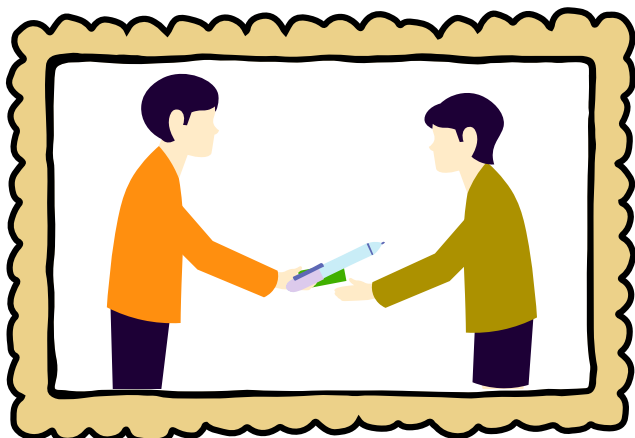
Put away your book.



Take out your ruler.



Pass me a pen.



**Additional practice:**

Workbook p. 13

[Video](#)

# UNIT 1. At School

## Worksheet. Practice 2

Answer Keys

### 1. Match the speech bubbles to the pictures.

Get a pencil case.

Write your name.

Here you are.



Sit at your desk,  
please.

Open your book,  
please.

### 2. Read and choose the correct answer.

1. Close your \_\_\_\_\_.

☒ a. book

☐ b. pen

3. Pass me a \_\_\_\_\_.

☒ a. pencil

☐ b. desk

2. Sit at your \_\_\_\_\_.

☐ a. rubber

☒ b. desk

4. Open your \_\_\_\_\_.

☒ a. notebook

☐ b. ruler



### 3. Say the sentences from Activity 2.

Open your notebook.

**Additional practice:**

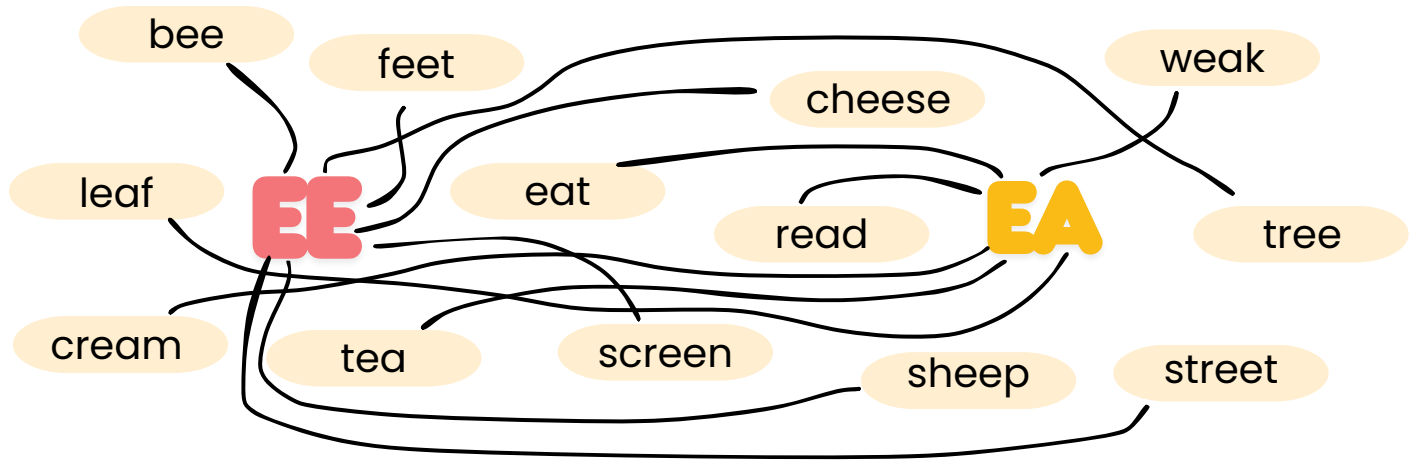
Super Skills Book 2 pp. 14-19

# UNIT 1. At School

## Phonics. ee and ea

Answer Keys

1. Match the words to the correct phonics.



2. Write the phonics. Match the words to the pictures.

1. ice cream

2. sheep

3. tree


4. read

5. leaf

6. feet

7. cheese

8. tea



3. Cross the odd words out.

1. tree - sheep - tea

2. read - feet - cream

3. street - bee - leaf

4. weak - cheese - screen

5. tea - leaf - meet

6. cheese - meat - tree

7. weak - feet - green

**Additional practice:**

Super Phonics Book 2 pp. 2-5

Cards

# UNIT 1. At School

## Skills. Listening


Answer Keys

1. Listen and match.  19

Sam



Fred




Kim



1



2



3




4



5



Mia



Jane



2. Say.

Hi, I'm Nastia. This is my desk.  
There's a book, a pen ...

**Additional practice:**  
Workbook p.16



# UNIT 1. At School

## Skills. Speaking, reading and writing

Answer Keys

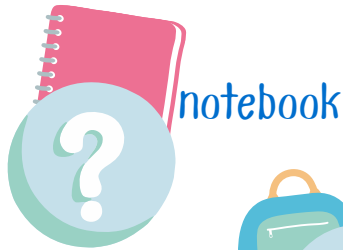
### 1. Ask and answer.

What's number 1?

It's a pencil.



①



②




③



④



⑤



⑥


### 2. Read and match.

Close the pencil case, please.

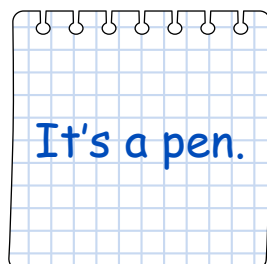

Take your notebook, please.

Put the pen on the desk, please.

Open your book, please.



### 3. Make a question card. Play the guessing game.



What's this

It's a pen.

**Additional practice:**  
Workbook p.17



# UNIT 1. At School

## Think and Learn. Senses

Answer Keys

1. Listen and point.



look



listen



smell



taste



touch

2. Which senses do you use? Read and choose.

- |           |                           |
|-----------|---------------------------|
| a. look   | 1. Listen to a story.     |
| b. listen | 2. Open your pencil case. |
| c. smell  | 3. Eat your lunch.        |
| d. taste  | 4. Close your bag.        |
| e. touch  | 5. Watch a video.         |



a - 2, 3, 4, 5; b - 1, 5; c - 3; d - 3; e - 2, 3, 4

3. Read and draw.

In picture 1, the dog smells a flower.

In picture 2, the girl looks at a bee.

In picture 3, the boy touches a tree.



**Additional practice:**

Workbook p.18

[Audio](#)

[Video](#)

# UNIT 1. At School

## Revision.


Answer Keys

1. Read and choose. Write in your notebook.

1

It's a ...

a. pen. b. bag. **c. desk.**



2

It's a ...


**a. pencil.** b. book. c. notebook.



3

... your notebook, please.

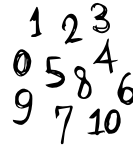
a. Take out b. Close **c. Pass me**



4

... one to ten, please.

a. Sit **b. Write** c. Take out



5

Is this a ruler?

**a. Yes, it is.** b. No, it isn't.



6

Is this a pencil case?

a. Yes, it is. **b. No, it isn't.**



7

This is Misty's ...

a. bag. **b. paper.** c. ruler



8

You ... a cake.

a. listen to **b. taste** c. smell



2. Say.

What's your favourite activity?

My favourite activity is the song.

**Additional practice:**

Workbook p. 19