

### CLOTHES 12




1 12 Watch the film and tick (✓) the things that you see.

- |   |  |  |  |
|---|--|--|--|
| a red hat <input type="checkbox"/>      | a pair of glasses <input type="checkbox"/> | a black T-shirt <input type="checkbox"/> | a blue jacket <input type="checkbox"/> |
| a blue T-shirt <input type="checkbox"/> | a nice dress <input type="checkbox"/>      | a green jumper <input type="checkbox"/>  | a white shirt <input type="checkbox"/> |
| a yellow top <input type="checkbox"/>   | black trousers <input type="checkbox"/>    | jeans <input type="checkbox"/>           | shorts <input type="checkbox"/>        |
| green shoes <input type="checkbox"/>    | black shoes <input type="checkbox"/>       | a watch <input type="checkbox"/>         |  |

2 12 Complete the questions that Alex asks. Then watch the film again and check your answers.

- 1 What are you wearing?
- 2 And what do you wear to school?
- 3 And what do you wear when it rains?
- 4 And what do you wear when it's hot?
- 5 And what do you wear to a party?

3 12 Match the students (1-3) with the clothes they wear at different times (A-L). Then watch the last part of the film and check your answers.

|  | to school | when it rains | when it's hot | a party |
|--|-----------|---------------|---------------|---------|
| <div style="display: flex; align-items: center;"> <div style="text-align: center; margin-right: 10px;"> <b>1</b><br/> <br/> <b>Georgia</b> </div> <div style="border: 1px solid black; padding: 5px; width: 150px;"> <b>A</b><br/>                     a black jumper<br/>                     yellow top<br/>                     black trousers                 </div> <div style="border: 1px solid black; padding: 5px; width: 150px;"> <b>D</b><br/>                     a jacket                 </div> <div style="border: 1px solid black; padding: 5px; width: 150px;"> <b>G</b><br/>                     shorts<br/>                     a T-shirt                 </div> <div style="border: 1px solid black; padding: 5px; width: 150px;"> <b>J</b><br/>                     new trousers<br/>                     a new shirt                 </div> </div> |           |               |               |         |
| <div style="display: flex; align-items: center;"> <div style="text-align: center; margin-right: 10px;"> <b>2</b><br/> <br/> <b>Falco</b> </div> <div style="border: 1px solid black; padding: 5px; width: 150px;"> <b>B</b><br/>                     black trousers<br/>                     a black jumper                 </div> <div style="border: 1px solid black; padding: 5px; width: 150px;"> <b>E</b><br/>                     a coat                 </div> <div style="border: 1px solid black; padding: 5px; width: 150px;"> <b>H</b><br/>                     a T-shirt<br/>                     jeans                 </div> <div style="border: 1px solid black; padding: 5px; width: 150px;"> <b>K</b><br/>                     a nice dress                 </div> </div>  |           |               |               |         |
| <div style="display: flex; align-items: center;"> <div style="text-align: center; margin-right: 10px;"> <b>3</b><br/> <br/> <b>Gabby</b> </div> <div style="border: 1px solid black; padding: 5px; width: 150px;"> <b>C</b><br/>                     white shoes<br/>                     black trousers<br/>                     a nice shirt                 </div> <div style="border: 1px solid black; padding: 5px; width: 150px;"> <b>F</b><br/>                     a raincoat                 </div> <div style="border: 1px solid black; padding: 5px; width: 150px;"> <b>I</b><br/>                     shorts<br/>                     a T-shirt                 </div> <div style="border: 1px solid black; padding: 5px; width: 150px;"> <b>L</b><br/>                     dresses and<br/>                     jackets                 </div> </div>      |           |               |               |         |



### TALKING POINTS

4 Now turn to page 95 of the Student's Book and answer the questions.