

CAMBRIDGE

ВИДАВНИЦТВО

ЛІНГВІСТ

quick minds

Ukrainian edition

4

**Camilla Mayhew,
Garan Holcombe and
Kathryn Escribano**

**Teacher's
Resource Book**
НОВА УКРАЇНСЬКА ШКОЛА

Contents

Introduction	4	Term tests	
Teacher's notes and worksheets		Introduction	55
Welcome unit:		Teacher's notes, tapescripts and answer keys	56
Well done, Explorers!	6	Term 1 Listening (Standard)	62
Unit 1: Come to my house	10	Term 1 Reading (Standard)	63
Unit 2: Around town	15	Term 1 Writing (Standard)	64
Unit 3: Eating out	20	Term 1 Speaking (Standard)	65
Unit 4: Holiday plans	25	Term 1 Listening (High)	66
Unit 5: Around the world	30	Term 1 Reading (High)	67
Unit 6: The world around us	35	Term 1 Writing (High)	68
Unit 7: Sports day	40	Term 1 Speaking (High)	69
Unit 8: Look at that baby!	45	Term 2 Listening (Standard)	70
Unit 9: At the seaside	50	Term 2 Reading (Standard)	71
		Term 2 Writing (Standard)	72
		Term 2 Speaking (Standard)	73
		Term 2 Listening (High)	74
		Term 2 Reading (High)	75
		Term 2 Writing (High)	76
		Term 2 Speaking (High)	77
		Term 3 Listening (Standard)	78
		Term 3 Reading (Standard)	79
		Term 3 Writing (Standard)	80
		Term 3 Speaking (Standard)	81
		Term 3 Listening (High)	82
		Term 3 Reading (High)	83
		Term 3 Writing (High)	84
		Term 3 Speaking (High)	85

Well done, Explorers!

Worksheet 1: Numbers around us

Using the worksheet

- This worksheet practises numbers from 10 to 100.
- Pupils look at the pictures. They write missing letters.
- Pupils then look at the pictures, read the sentences and complete them.

KEY: **Activity 1:** **1** twenty, **2** fifty, **3** thirty, **4** sixty, **5** eighty, **6** ten, **7** forty, **8** seventy, **9** ninety; **Activity 2:** Number the houses as follows **1** (house number 53), **2** (house number 71), **3** (house number 48), **4** (house number 39), **5** (house number 95), **6** (house number 82)

Optional follow-up activity: Pupils each write a list of six numbers between 10 and 100. Pupils work in pairs. Pupil A reads the list of numbers. Pupil B writes them, as figures or words (depending on ability). Then they swap roles. They compare lists to check.

Worksheet 2: What does he / she do?

Using the worksheet

- This worksheet practises simple present questions, short answers and positive sentences.
- Pupils look at the pictures and answer the questions accordingly.
- Then they read the answers and complete the missing words in the questions.

KEY: **Activity 1:** **2** He has breakfast. **3** No, he doesn't. **4** He eats grapes and watermelon. **5** Yes, he does. **6** No, they don't; **Activity 2:** **2** does she play, **3** Does she visit, **4** does she like, **5** Does she get up, **6** Does she help

Reinforcement: Activity 1: Write the first letter of each word in the answers on the lines. Pupils complete the words.

Extension: Activity 1: Pupils write three more questions with *Does* about Charlie based on the pictures, e.g. *Does he like pop music?* Then they take turns to ask and answer their questions with a partner. **Activity 2:** Delete the words from the questions so that pupils write the complete questions.

Optional follow-up activity: Pupils work in pairs. They say something they do in their free time, e.g. *I play basketball on Saturday mornings.* Pupils listen, respond and ask a follow-up question, e.g. *Great. And do you play basketball on Sundays?*

Worksheet 3: The mayor is talking.

Using the worksheet

- This worksheet practises present continuous forms.
- Pupils look at the picture and complete the sentences using the words in brackets.
- Then they answer the questions about the picture. For negative answers they write a follow-up positive sentence.

KEY: **Activity 1:** **2** is listening, **3** are taking, **4** is sleeping, **5** are drinking, **6** is driving; **Activity 2:** **2** Yes, he is. **3** No, she isn't. She's talking to Paul. **4** Yes, she is. **5** No, they aren't. They're throwing a ball. **6** No, he isn't. He's writing.

Extension: Activity 1: Pupils talk about the people and animals in the picture with their partner. They take it in turns to make sentences, e.g. *He's sleeping* and guess, e.g. *It's the grey dog.* **Activity 2:** Pupils work in pairs. They write two more questions about the picture using different forms which have negative answers, e.g. *Is the old woman dancing? Are the cats singing?* On a separate paper they write the answers to their questions, e.g. *No, she isn't. She's reading. / No, they aren't. They're jumping.* Then they swap answers with another pair. Pairs have a few minutes to write as many possible questions as they can for each answer. Pairs get together and read their questions. Pairs reveal their original questions when the other pair guesses, or after they have given all their suggestions.

Optional follow-up activity: Pupils work in small groups of three or four. Pupil A chooses to be a person or animal from the picture. The other pupils ask questions to guess who Pupil A is, e.g. *Are you cleaning your ears?* Pupil A answers, *Yes, I am* or *No, I'm not.* The pupil who guesses correctly answers the questions next.

Worksheet 1: Numbers around us

Name: _____

1 Look and write the missing letters.



① tw__n__



② f__ty



③ t__i__ty



④ si__t__



⑤ ei__ty



⑥ t__n



⑦ fo__ty

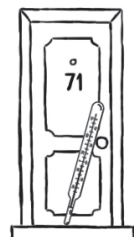


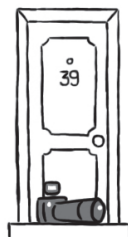
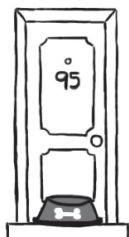


⑧ s__ven__



⑨ ni__ty

2 Look and read. Write the numbers.



- 1 The teacher lives at number fifty-three.
- 2 The doctor lives at number _____.
- 3 The journalist lives at number _____.


- 4 The photographer lives at number _____.
- 5 The dog lives at number _____.
- 6 The band lives at number _____.

Vocabulary: Numbers 10-100

Worksheet 2: What does he / she do?

Name: _____

1 Look and answer.



- 1 Does Charlie ride a skateboard?
- 2 What does he do at eight o'clock?
- 3 Does he live in a castle?
- 4 What fruit does he eat?
- 5 Does he go swimming?
- 6 Do Charlie and his sister like hiking?

No, he doesn't .
 _____ .
 _____ .
 _____ .
 _____ .
 _____ .

2 Write the questions about Claire.



- 1 Does Claire ride a scooter? Yes, she does. (ride)
- 2 What sport _____ ?
She plays tennis. (play)

- 3 _____ her cousins? Yes, she does.
(visit)
- 4 What animals _____ ? She likes cats. (like)
- 5 _____ early? Yes, she does.
(get up)
- 6 _____ in the garden? No, she doesn't.
(help)

Grammar 1: Revision of present simple

