

7


Get dressed

1

Circle the *st* words in red. Circle the *sp* words in blue.
There are two extra words.




spider



speak




stop



start



sweater



skirt

2

Read and say.

s - t - a - r - t

s - t - o - p

s - p - i - d - e - r - s

s - p - e - a - k

Reading Worksheet

Name: _____

Grade: _____


3 Look and read. Then answer.

Stop and think.

Do you like spiders?

Do spiders speak?

Start and say.



4 Unscramble and write.

1 **dants** – opposite of sit

stand

2 **tarts** – opposite of stop

3 Use glue to **kitsc**

4 **kaeps** – another word for talk

5 **nips** – go round and round
