

# Out and about 3

## Sing a song



playing the guitar



playing volleyball



playing tennis



hitting the ball



throwing the ball

1 Listen and point. Then sing. 

### Having fun

I am running, you are jumping  
And you're hitting the ball.  
We are having fun together.  
Play with us, Paul!

Sue is dancing. Pete is singing  
And he's playing the guitar.  
Sam and Matt are playing tennis.  
Let's play tennis with them, Nazar.



### Grammar

I'm  
He's  
She's  
We're  
You're  
They're

playing.

I'm = I am  
He's = He is  
She's = She is  
We're = We are  
You're = You are  
They're = They are

I - me	he - him	it - it	you - you
you - you	she - her	we - us	they - them

2 Draw, write and say.

They're playing tennis. Look at them.



They're playing tennis.

## Smart kids



horse



sheep



goat



mouse

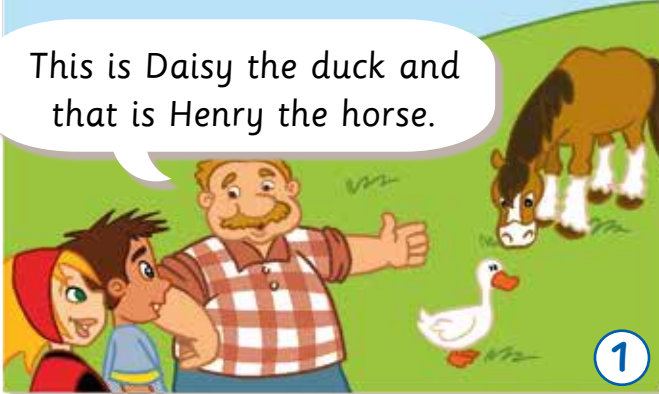


cow

1 Listen and read. 

Greg and Anna are on Uncle Sam's farm.

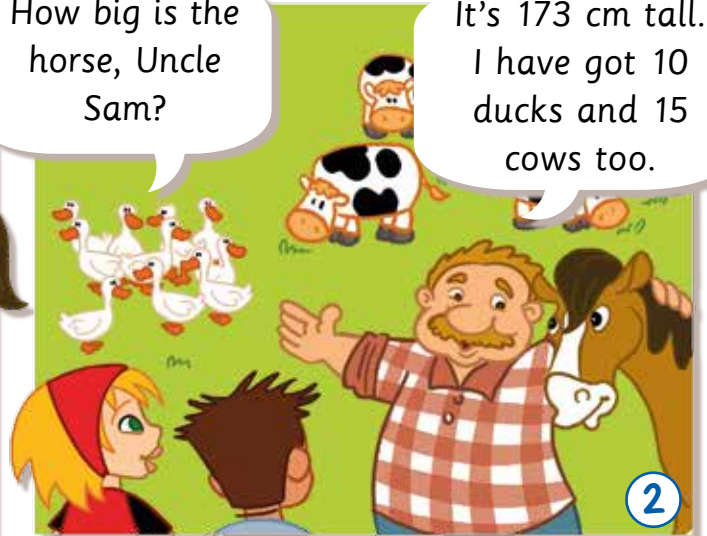
This is Daisy the duck and that is Henry the horse.



1

How big is the horse, Uncle Sam?

It's 173 cm tall. I have got 10 ducks and 15 cows too.




2

Are you giving the ducks tomatoes?

Yes, I am. They love them!



3

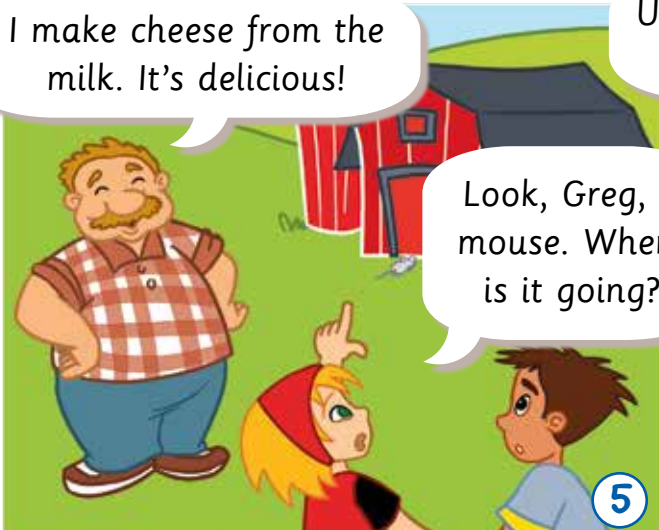


I have got 20 goats and 45 sheep.

4

I make cheese from the milk. It's delicious!


Look, Greg, a mouse. Where is it going?



5

Uncle Sam, the mice are eating your cheese!

Shoo! Shoo! Go away!



6

## Grammar



wolf

eat

farm

duck - ducks  
goat - goats  
cow - cows

tomato - tomatoes  
wolf - wolves

mouse - mice  
sheep - sheep  
child - children

How big is it? It's 173 cm tall.

Are you eating a tomato? Yes, I am. / No, I'm not.


Are they playing? Yes, they are. / No, they aren't.

They aren't playing.

### 2 Read activity 1 and say.

1. Greg and Anna are on Uncle Sam's ...
2. Uncle Sam has got one ...
3. Uncle Sam's ducks love ...
4. Uncle Sam has got 15 ..., 20 ..., and 45 ...
5. The ... are eating Uncle Sam's cheese.

### 3 Listen and point.



### 4 Draw your own farm. Then ask and answer. Write about your partner's farm in your notebook.

What animals are there on your farm?



There are five sheep, six chickens and one cow.

## Our world



sign

throw rubbish in  
the rubbish bin

drink



turn off

mobile  
phonetake  
photos

1 Listen and read. Then point to the signs and say. 



# Follow the signs

Mrs Jenkins' class is at the museum today.

**Mrs Jenkins:** Children, look at this sign. What does it say?

**James:** No mobile phones?

**Mrs Jenkins:** Yes! Turn off your mobile phones. What about this one?

**Wendy:** Don't eat or drink.

**Mrs Jenkins:** Yes! There is a restaurant in the museum. Look! Go straight, then turn right. You can eat and drink there. Then, throw your rubbish in the rubbish bins. Last sign, can you tell me what it says?

**Claire:** Don't take photos.

**Mrs Jenkins:** Yes! Now let's have some fun!



## Grammar



Turn off your mobile phones.



Don't take photos.

don't = do not

### 2 Listen and point.



### 3 Say and do.



### 4 Write your own class rules in your notebook. Then report to the class.



## Let's play



It's six  
o'clock.



It's half  
past seven.



It's a quarter  
to three.



It's a quarter  
past eleven.

## 1 Play.

What's the time?



It's a quarter  
past four.

Where are you?




I'm at the  
cinema.



# Project

## 1 Make a silhouette.



Get a big piece of black card and cut out a shape, e.g. a keyhole, a circle, etc. Then get a piece of a white card and stick it onto the black card with tape.




Draw pictures of people doing everyday activities or playing a sport.



Colour in your picture and write.

## 2 Show and tell.



They're playing tennis. Look at them.

They're playing tennis.



She's playing the guitar. Look at her.

She's playing the guitar.



# 3 Story time

1 Listen and read. 

# The secret tunnel

Samantha, Vanessa and Kevin are at Kevin's grandmother's house.







box



tunnel



map



cross the street

The tunnel is very dark.

I don't like it here. Let's go back.

Come on, Vanessa. We're almost there. Now, turn right.



4

Ah! Mice! I don't like mice!

Shhh!



5

When they open the tunnel door, the children see... Grandma's garden!

Do you know about the tunnel? How big is it?

Grandma?

Welcome back, children. It's a big tunnel, right?

It's fifty metres. Let me tell you about the tunnel...



6

**VALUE** Stay together, play together, win together.

## Phonics

1 Listen and say. 

sm /sm/



smile

sn /sn/



snake

sp /sp/



spider

st /st/



stop

sc /sk/



scarf

sl /sl/



sleep

sk /sk/



skate

squ /skw/



squirrel

sw /sw/



swim

2 Listen and chant. Then say the s blends. 

## The spider and the snake

A small, small spider  
Is climbing up a tree.

A big, big snake  
Is sleeping in the tree.

A squirrel shouts:  
Stop, small spider!  
The snake is awake.

That's OK – I know him.  
His name is Smiling Jake.



# Revision 3

1 Listen, point and say **a** or **b**. 



a



b



a



b



a



b



a



b

2 Look, choose and say.



1. **Throw / Don't throw** rubbish in the rubbish bin.



2. **Don't take / Take** photos.



3. **Turn off / Don't turn off** your mobile phones.



4. **Talk / Don't talk** here.



5. **Eat / Don't eat** and drink here.



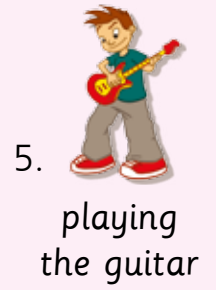

6. **Cross / Don't cross** here.






# Now I can

## 1 Say the sports and activities.



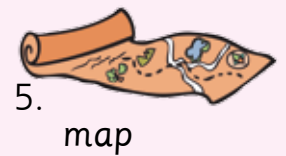

## 2 Say.



## 3 Say the actions.



## 4 Say.



## 5 Say.

