

**FOR UKRAINE**

# smart junior

H. Q. Mitchell  
Marileni Malkogianni

4



copyright © mm publications

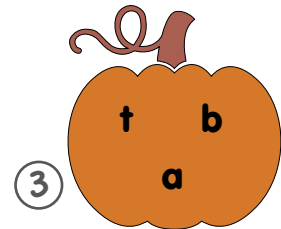

**Special Days**

  
mm  
publications

# Special Days

## Halloween

- 1 Unscramble the letters in the pumpkins to find the words. Then look at the pictures A-E, point and say.



A



B



C



D



E

- 2 Look, find and say the five differences.





# Thanksgiving

## 1 Make a Thanksgiving turkey.

### Materials



toilet paper roll



brown marker



brown, red, orange  
and yellow pieces  
of card



pencil,  
scissors  
and glue



googly eyes



1. Use the brown marker to colour the toilet paper roll brown.



2. Put your hand on each piece of card and trace it. Then cut each shape out to make the turkey's feathers.



3. Use the glue to stick the turkey's feathers to the toilet paper roll.



4. Draw a long oval on the red card and cut it out to make the turkey's wattle.



5. Draw a diamond shape on the orange card. Cut it out and fold it in half to make the turkey's beak.



6. Use the glue to stick the wattle, the beak and the googly eyes to the toilet paper roll.



# Merry Christmas

## 1 Listen and sing a Christmas carol.



We wish you a Merry Christmas,  
We wish you a Merry Christmas,  
We wish you a Merry Christmas,  
And a Happy New Year!

## 2 Make a paper Christmas tree.

### Materials



scissors



colour markers



paper straw



hole puncher



glue



1. Colour in and cut out a tree and a star.



2. Fold the tree like an accordion from one end to the other.



3. Use the hole puncher to make a hole in the centre of the folded tree.



4. Push the paper straw through the hole.



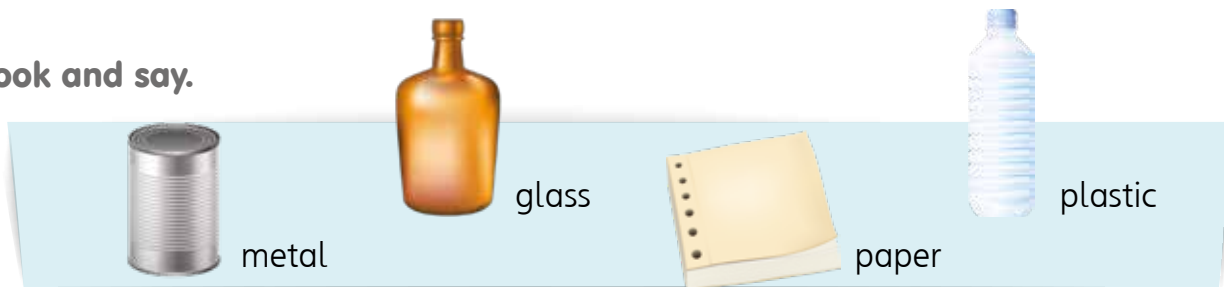
5. Glue the star on top of the tree.





## Recycling Day

**1** Look and say.

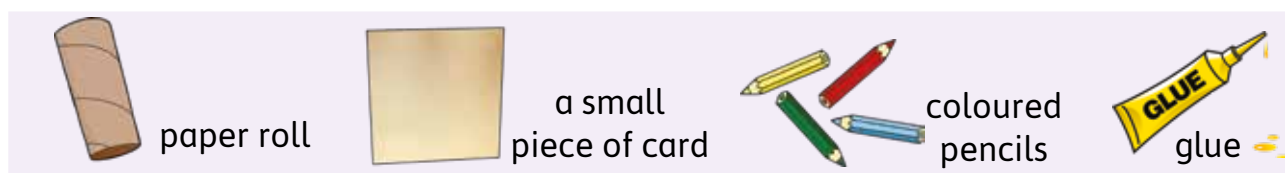


**2** Look, match and say.




**3** Do it yourself!

### Make a pencil holder



1. Use the coloured pencils to decorate the paper roll.
2. Stick the paper roll on the card and leave it to dry.
3. Your pencil holder is ready!



**Smart Junior 4 for Ukraine**  
**Special Days**

H. Q. Mitchell - Marileni Malkogianni

Published by: **MM Publications**  
www.mmpublications.com  
info@mmpublications.com

**Offices**

UK China Cyprus Greece Korea Poland Turkey USA  
Associated companies and representatives throughout the world.

Copyright © 2020 MM Publications

All rights reserved. No part of this publication may be reproduced, stored in a retrieval system or transmitted in any form or by any means, electronic, mechanical, photocopying, recording or otherwise, without permission in writing from the publishers.

We would like to thank Shutterstock for permission to reproduce copyright photographs.

The publishers have tried to contact all copyright holders, but in cases where they may have failed, they will be pleased to make the necessary arrangements at the first opportunity.

Produced in the EU

# smart junior

H. Q. Mitchell  
Marileni Malkogianni

Part of  
**Smart Junior 4 for Ukraine**  
**Teacher's Digital**  
**Resources**  
(978-618-05-5043-6)

