




Find and stick.
Знайди та наклеї.



1. Turn to the back of the Workbook, find the appropriate stickers and stick them on the page.



Listen and match. Then, colour.


Послухай та поєднай. Потім розмалюй.



1




2




Draw or stick a picture of yourself.

Намалюй себе або наклеї фотографію.



2. Listen to the CD and match the numbers to the corresponding greetings. Then, colour in the ponies.
3. Draw or stick a picture of yourself. Present your picture and introduce yourself to the class.




Listen and match. Then, colour.


Послухай та поєднай. Потім розмалюй.




1



2



1. Listen to the two exchanges on the CD and match each number to the corresponding picture.




Draw roses according to the numbers. Then, colour.
Намалюй троянди відповідно до цифр. Потім розмалюй.



1. Draw roses in the numbers according to each number. Then, colour in the roses and the numbers.





Let's play



Find and colour. Then, count and say.

Знайди та розмалюй. Потім порахуй та скажи.




1. Colour the objects in the picture the same colour as the objects at the top of the page. Then, count how many times you see each item and say the number.



Project



Colour in the picture. Then, say.
Розмалюй картинку. Потім скажи.



1. Colour in the two characters. Then, listen to your teacher and say, Betty: *Hello. I'm Betty. What's your name?* Ron: *Hi, Betty. My name's Ron. Goodbye.* Betty: *Goodbye.* Then, practise in pairs.



Story time



Count, match and say.

Порахуй, поєднай та скажи.



1



3

2



4



5



Do you like the story? Choose and colour.

Тобі сподобалась розповідь? Обери та розмалюй.



1. Count the acorns and match them to the corresponding number. Then point and say each number.
2. Choose one of the three faces and colour it to show how much you liked the story.



Help the boys get their flags. Then, say.


Допоможи хлопчикам отримати їх прапори. Потім скажи.



1



2



1



2



1. Find and draw the route each boy has to follow in order to get his flag. Then, point to each flag and say the name of the country.

smart time 1



Listen and circle.

Послухай та обведи.

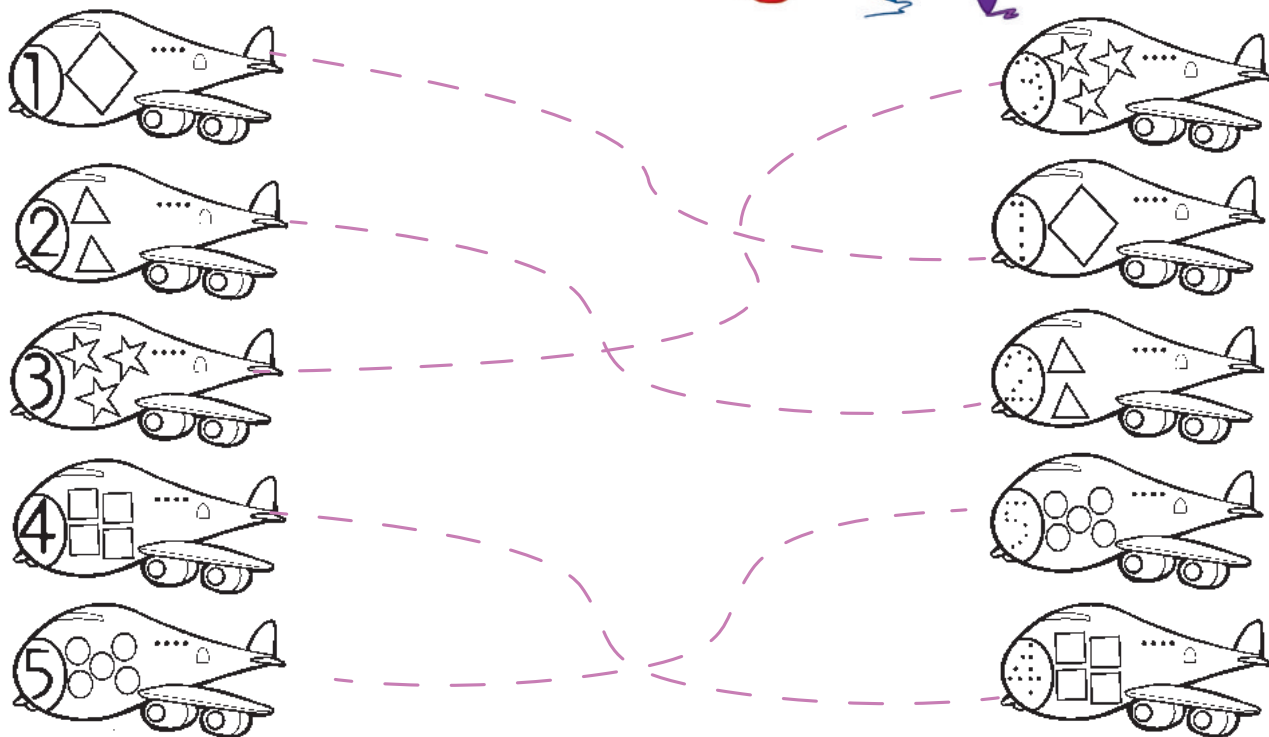


a	4	1	2	4	5	3	2	4	1
b	1	5	3	1	2	1	2	4	2
c	1	3	1	4	5	3	2	1	3
d	2	5	4	5	3	1	1	5	5
e	1	4	2	4	3	4	5	3	4



Look and say the number. Trace the route and the number. Then, colour.

Подивись та скажи число. Проклади шлях та обведи цифру. Потім розмалюй.



1. Listen to five numbers on the CD, one for each row. Circle the number heard, as many times as it appears in each row.
2. Look at each plane and say the number on it. Count and say the number of the shapes on each plane. Trace the route to find the matching plane. Trace the number and colour in each pair of planes the same colour.



Revision



Colour the dots. Find the numbers and say.
Розмалюй ділянки з крапками. Знади цифри
та назви їх.



1. Colour only the shapes that have got a black dot in them to reveal the numbers. Then, say each number.